



District Report Card: 2017


State: Kerala	District: Wayanad
Class: 8	Subject: Language
Schools: 51	Students: 1179


Participation/Coverage


Students

GENDER 	Boys		Girls	
	Number	%	Number	%
	598	50.72	581	49.28

AREA 	Rural		Urban	
	Number	%	Number	%
	1086	92.11	93	7.89

CATEGORY 	SC		ST		OBC		GEN	
	Number	%	Number	%	Number	%	Number	%
	47	3.99	299	25.36	569	48.26	264	22.39

CWSN 	LD	VI	HI	S&LD	ID	Oth
	0	2	1	0	3	0

Management 	Government		Government-aided	
	Number	%	Number	%
	860	72.94	319	27.06

Average Performance of Students in Language (%)

Overall	Gender		Area		Management		Social Group			
	Male	Female	Rural	Urban	Govt.	Aided	SC	ST	OBC	GEN
60.54	57.89	63.27	60.15	65.09	58.67	65.60	58.16	46.85	64.28	68.43

Performance on Learning Outcomes (LOs)

Learning Outcomes	Description	Average Performance(%)
L813	Read textual/non-textual materials with comprehension and identifies the details, characters, main idea and sequence of ideas and events while reading	60.54

Range of Performance of Students who Answered Correctly							
Below 30%		30% - 50%		50% - 75%		Above 75%	
Number	%	Number	%	Number	%	Number	%
138	11.70	239	20.27	488	41.39	314	26.63

Lowest Performing Learning Outcomes (LOs)

1 - Read textual/non-textual materials with comprehension and identifies the details, characters, main idea and sequence of ideas and events while reading (60.54)